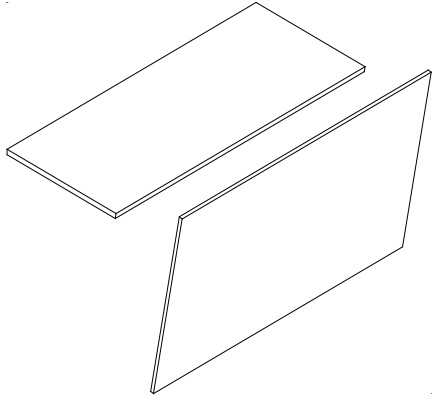
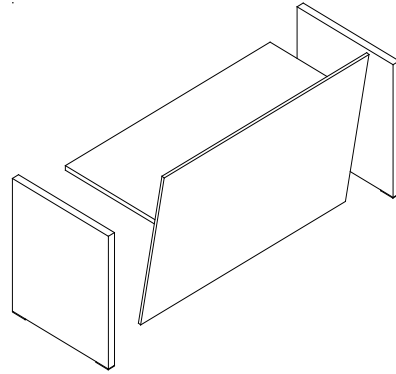


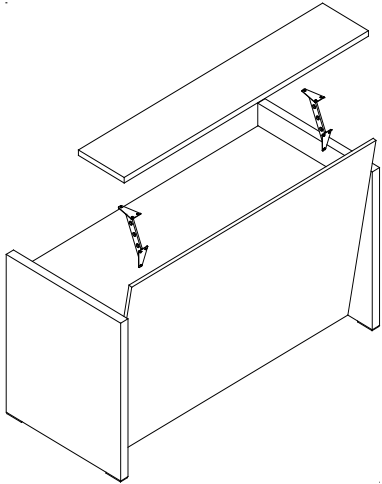
doxa ÜRÜN MONTAJ ŞEMASI



1. İşlem : Üst tabla ve perde birbirine minifix çektirmelerle bağlanır.



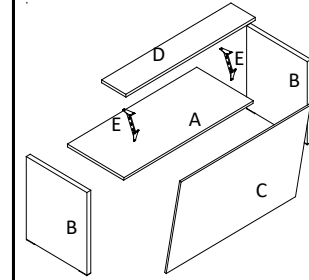
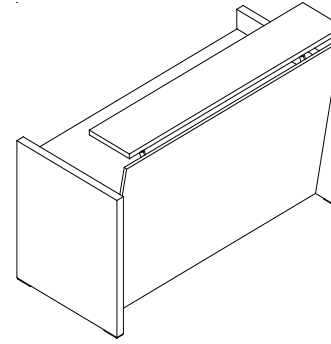
2. İşlem : Ayaklar minifix çektirmelerle ön perde ve üst tablaya bağlanır.



3. İşlem : Üst taç ve yükseltme aparatı m6 vidalarla perdeye bağlanır.

4. İşlem :

doxa SEVKİYAT KONTROL FORMU



A : ÜST TABLA
B : AYAK
C : PERDE
D : ÜST TAÇ
E : YÜKSELTME APARATI

ÜRÜN KODLARI

CVBNK 16060 - CURVE 160'LİK BANKO

CVBNK 18060 - CURVE 180'LİK BANKO

CVBNK 20060 - CURVE 200'LÜK BANKO